


Save up to
80–85%
production
time!

THE NEW GENERATION WORK TABLE

Flat Bed Applicator

Higher productivity, easy to use



Professional solutions for laminating and trimming.

CWT[®]
WORKTOOLS

Higher productivity, easy to use

CWT flat bed applicator will boost productivity in your workshop. Our new generation of work tables are quick to install and easy to use. Get high quality equipment made in Sweden at competitive prices.

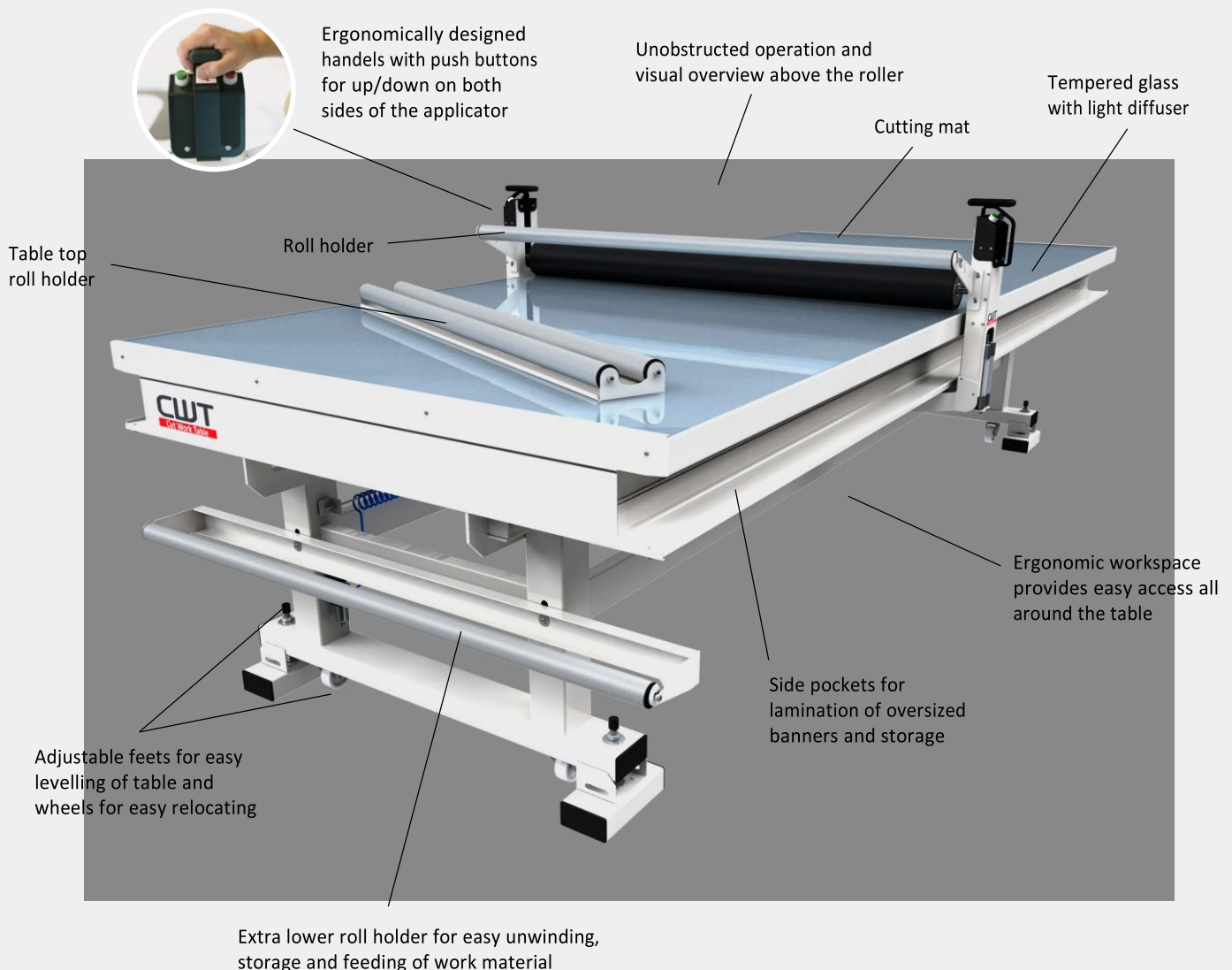
The work table are easy to use so no need for special staff, most people operates the applicator within one hour with fantastic results. Our flat bed applicator gives much better control and less waste than conventional roll laminators due to the easy and precise positioning of the materials and allows a much wider range of materials to be laminated.

Save up to 80–85% production time

Manual laminating work is commonly and skillfully performed around the world. However, a mistake in handling the material or a moment of lost focus when applying the merging pressure could cause the job to be wasted and unwanted costs to be incurred. The time to produce on a manual basis is excessive in comparison with the semi-automated laminating process offered by the new CWT worktable. Estimated reduction of the production time is up to 80–85%!

Better profit and better health

A potential cost saving is maintaining the operators' health and physical status. It is not unusual that intense manual effort over time causes fatigue type injuries. Except for the cost issue a temporary leave of a skilled employee could normally be crucial to the company.



Step-by step application



Place the substrate on the table.



Place your adhesive material on top of the receiving material.



Lower the roller for fixation.



Pull the adhesive material halfway over the roller.



Gently remove the liner.



Remove any excess liner.




Fold the liner under the roller.



Now let the table do its job by simply pushing the roller along the table



Repeat the same procedure the other way. Done!



Visit our website to watch our application videos.

www.cwtworktoolsusa.com




**Access
anywhere**

Fast assembly, fantastic logistics

The modular design makes the CWT worktable easy to transport and install. The units are delivered in compact packages, less than half in volume compared to other suppliers. The low transportation cost taken aside, the slim package can easily be brought inside customer's facilities through normal sized doors.

Watch the assembly film on our website.

Our models



	CWT 1630 BASIC	CWT 1630 PA	CWT 1640 PA	CWT 1647 PA	CWT 1840 PA	CWT 1847 PA	CWT 2140 PA	CWT 2147 PA
Workspace	2560x1530 mm 8ft. 5in. x 5ft.	2560x1530 mm 8ft. 5in. x 5ft.	3560x1530 mm 11ft. 8in. x 5ft.	4260x1530 mm 13ft. 12in. x 5ft.	3560x1730 mm 11ft. 8in. x 5ft. 8in.	4260x1730 mm 13ft. 12in. x 5ft. 8in.	3560x2050 mm 11ft. 8in. x 6ft. 9in.	4260x2050 mm 13ft. 12in. x 6ft. 9in.
Bed size	3000x1600 mm 9ft. 10in. x 5ft. 3in.	3000x1600 mm 9ft. 10in. x 5ft. 3in.	4000x1600 mm 13ft. 1in. x 5ft. 3in.	4700x1600 mm 15ft. 5in. x 5ft. 3in.	4000x1800 mm 13ft. 1in. x 5ft. 11in.	4700x1800 mm 15ft. 5in. x 5ft. 11in.	4000x2100 mm 13ft. 1in. x 6ft. 11in.	4700x2100 mm 15ft. 5in. x 6ft. 11in.
Materials	0-70 mm/0-2,8in.	0-70 mm/0-2,8in.	0-70 mm/0-2,8in.	0-70 mm/0-2,8in.	0-70 mm/0-2,8in.	0-70 mm/0-2,8in.	0-70 mm/0-2,8in.	0-70 mm/0-2,8in.
Required air	6-8bar/87-116psi	6-8bar/87-116psi	6-8bar/87-116psi	6-8bar/87-116psi	6-8bar/87-116psi	6-8bar/87-116psi	6-8bar/87-116psi	6-8bar/87-116psi
Capacity up to	120 m ² /H 1290ft ² /H	120 m ² /H 1290ft ² /H	140 m ² /H 1500ft ² /H	150 m ² /H 1600ft ² /H	150 m ² /H 1600ft ² /H	160 m ² /H 1720ft ² /H	170 m ² /H 1820ft ² /H	180 m ² /H 1940ft ² /H
CWT Access anywhere	✓	✓	✓	✓	✓	✓	✓	✓
Tempered glass top	✓	✓	✓	✓	✓	✓	✓	✓
Side pockets for storage	Option	✓	✓	✓	✓	✓	✓	✓
Roll holder for glide beam	✓	✓	✓	✓	✓	✓	✓	✓
Extra lower roll holder	Option	✓	✓	✓	✓	✓	✓	✓
Table top roll holder	Option	✓	✓	✓	✓	✓	✓	✓
Levelling screws	✓	✓	✓	✓	✓	✓	✓	✓
Electrical height adjustment	Option	Option	Option	Option	Option	Option	Option	Option
LED illumination	Option	✓	✓	✓	✓	✓	✓	✓
Big banner side feeding	Option	✓	✓	✓	✓	✓	✓	✓
Self-healing cutting mat	✓	✓	✓	✓	✓	✓	✓	✓
Twin rollers	Option	Option	Option	Option	Option	Option	Option	Option
Free-length feeding through applicator	✓	✓	✓	✓	✓	✓	✓	✓
Fast connection to Linear Cutter	Option	Option	Option	Option	Option	Option	Option	Option

Accessories



Table top roll holder



Twin rollers



Sticky cleaner & cleaning pad



Cutting mat



Telescopic reach cutter

The Linear Cutter

The Linear cutter is another innovative product from CWT worktools.

- Trims soft and rigid materials up to 10ft 10in. in one precise single cut
- Single-handed easy operation
- Extension stick maximises your reach!

Visit cwtworktools.com for more details.

CWT Work Tools USA
1201 Tappan Circle
Carrollton TX, 75006
1.800.899.7883
www.cwtworktoolsusa.com

CWT[®]
WORKTOOLS